



# Production Programme





# THE COMPANY

**ITUR Pumps** was established in 1920 and nowadays their head office is located in Zarautz (Spain).

From the beginning the Company was directed to the manufacturing of pumps, going on in this activity with a stronger intensity, due to its vocation in this field and to the continuous progress arised due to important developments applied to its products and to the organization in general.

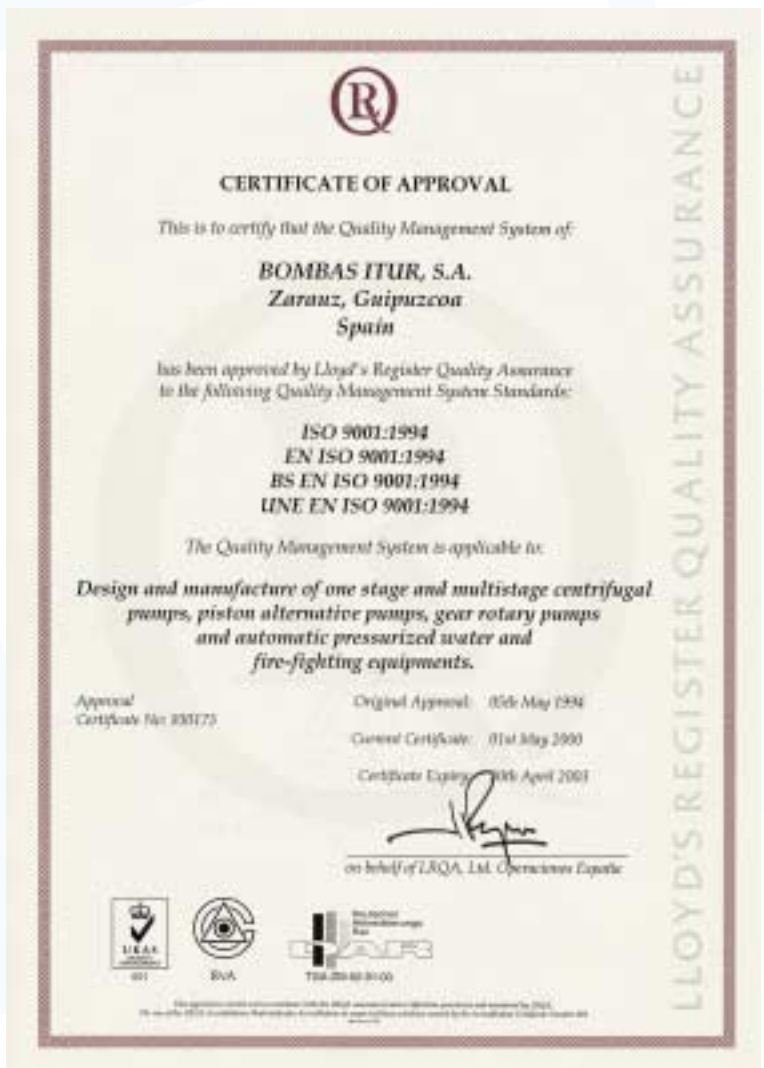
Headquarters are at present located on 21.000 m<sup>2</sup> occupied by buildings, constructed with modern installations for the continuous development, manufacturing and test of all kind of products presented in the market.

Bases on manufacturing international standars and on the last hydraulic achievements, all products are perfectly adapted to the different pumping services required by all activity sectors. This has caused a continuous development in all products of our wide production range.

The wide and competent international sales organization, allows us to keep a closer relationship with our clients to provide the best solutions in their pumping projects, providing also an efficiency After-Sales service.

The **ISO-9001** Quality Certificate approved by Lloyd's Register Quality Assurance since 1994, has provided ITUR Pumps to be selected as an homologated supplier in a great quantity of leader Companies, in different **SECTORS** such as:

- \* **Water supply**
- \* **Water treatment and Environment**
- \* **Climatization**
- \* **Pressurized Water Automatic Systems**
- \* **Fire-fighting Equipments**
- \* **Generals Industries Services**
- \* **Industrial Processes**
  - Chemical Industry
  - Petrochemical Industry
  - Pharmaceutical Industry
  - Iron and Steel Industry
  - Vehicle Industry
  - Paper Industry
  - Sugar Industry
  - Food Industry
- \* **Irrigation**
- \* **Marine**



# SERIES INFORMATION

## IN



Centrifugal pump to DIN-24255, and extension range with complementary sizes. Closed impeller. Sealing by mechanical seal or packing. For pumping clean, slightly aggressive fluids, not containing abrasive or solid particles. Process design: removal of rotor with pump casing and motor in situ (back pull-out).

### Serie Designation

### Series constructive aspect

### Slightly series description

## INDEX

\* **The Company**  
(page 2)

\* **Series Information**  
(page 3)

\* **Applications**  
(pages 4 and 5)  
For each specific pumping service, there is a most suitable type of pump, according to the service, fluid characteristics, type of installation, etc. In a general way, the APPLICATIONS chart will help to orientate about the main applications of each series, however it does not mean that it is limited to this description.

\* **Series Description**  
(pages 6 to 14)

\* **Versions of the materials**  
(page 15)

### STANDARDIZED MATERIALS

00 GG-25    01 Mixed    02 Mistinox  
03 Bronze    21 Impbron    22 Shaftnox

### Standardized versions of the materials.

(see table on page 15)

### SERVICE LIMITS

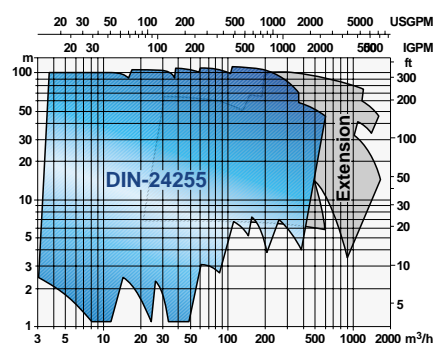
Concept		Standard version	With other versions
DNs	mm	50-350	50-350
DNd	mm	32-300	32-300
Q	m <sup>3</sup> /h	1600	1600
H	m	105	105
p	bar	10	10
t	°C	-5 +90	-15 +140
n	min <sup>-1</sup>	3000	3600

### Maximum service:

- **Standard version**, at 50 Hz, with standard shaft-seal.
- **Other versions**, frequency, various shaft-seal systems, etc.


\* DN<sub>s</sub> = DN of suction outlet

\* DN<sub>d</sub> = DN of discharge outlet



### General series diagramme Q/H at 50 Hz.

# APPLICATIONS



## COOL WATER / CLEAN OR WASTE WATER

1	Water extraction
2	Seawater desalination
3	Industrial water supply
4	Municipal water supply
5	Domestic water supply
6	Pressure boosting
7	Irrigation
8	Acuiculture
9	Acuatic parks
10	Circulation and cooling industrial water
11	Circulation and cooling on power-generating plants
12	Treatment and cleaning waste water
13	Contaminated water pumping
14	Fire fighting and sprinkler systems
15	Water and seawater services on board
16	Raining water pumping
17	Seawage water pumping
18	Treated sewage water pumping
19	Raw/digested sludge
20	Draining and drying foundations and building sites
21	Domestic draining
22	Water with solids particles

## HOT WATER / VARIOUS FLUIDS (Engineering processes)

23	Climatization installations
24	Boiler feeds
25	Boiler circulation
26	Condensate water pumping
27	Heating systems plants
28	Industrial installations
29	Circulation on power plants
30	Sugar industry
31	Paper industry
32	Inorganic chemical industry (also Fertilizants)
33	Organic chemical industry
34	Petrochemical products
35	Processes on refinery plants
36	Pumping of viscous liquids
37	Evaporation/circulation plants
38	Condensate products pumping
39	Paint and surface processing

# SERIES

Page

N - Normabloc	IN	NL	NM	INP	NQ	NP8	IL	ILC	CP	RW	INVCP	RWCP	CINCP	INR	IR / MSH	HP / HPW	BH	IRV / MSV	EZ / MZ / MA	AU	RC	IPR	66	BEV	EP	ECI
6	6	6	7	7	7	8	8	8	9	9	9	10	10	10	11	11	11	12	12	12	13	13	13	14	14	14

1		●							●		●									●				●	●		
2		●	●	●		●									●	●								●	●		
3		●													●	●								●	●	●	
4		●													●	●								●	●	●	
5	●	●																	●							●	
6															●	●	●								●	●	●
7		●									●				●						●						
8		●	●					●	●																		
9		●																									
10		●	●	●		●				●		●													●		
11		●	●	●		●				●		●													●		
12	●	●	●								●										●						
13				●	●	●						●															
14		●								●															●		●
15	●	●						●	●											●			●				
16		●																			●						
17											●										●						
18	●	●	●																								
19											●	●	●	●													
20																											
21																											
22											●	●	●	●													

23	●	●						●	●																		
24																●	●	●									
25				●	●	●	●																				
26		●	●	●	●	●									●												
27	●	●						●	●																		
28	●	●	●	●	●						●	●			●	●		●	●	●							
29				●	●	●						●	●														
30			●	●	●	●				●		●	●		●	●	●										
31			●	●	●	●					●	●			●	●	●										
32				●	●	●					●	●															
33			●	●	●	●		●																			
34				●	●	●	●				●	●	●														
35						●						●															
36																											
37		●	●																								
38			●	●	●	●																					
39			●	●	●	●																					

# N Normabloc

# IN

# NL



Centrifugal close-coupled electric driven pump, based on DIN-24255. Closed impeller. Sealing by mechanical seal. Standard I.E.C. motor. For pumping clean, slightly aggressive fluids, not containing abrasive or solid particles.



Centrifugal pump to DIN-24255, and extension range with complementary sizes. Closed impeller. Sealing by mechanical seal or packing. For pumping clean, slightly aggressive fluids, not containing abrasive or solid particles. Process design: removal of rotor without remove pump casing nor motor (back pull-out).



Process centrifugal pump, to ISO-2858 (EN-22858). Closed impeller. Sealing by mechanical seal or packing. Bearings lubricated by life. For pumping clean or aggressive fluids, not containing abrasive or solid particles. Process design: removal of rotor without remove pump casing nor motor (back pull-out).

## STANDARDIZED MATERIALS

GG-25 01 Mixed 02 Mistinox  
Bronze 21 Impbron

## STANDARDIZED MATERIALS

00 GG-25 01 Mixed 02 Mistinox  
03 Bronze 21 Impbron 22 Shaftnox

## STANDARDIZED MATERIALS

00 GG-25 01 Mixed 02 Mistinox  
03 Bronze 04 Spheroidal 05 AISI-316

## SERVICE LIMITS

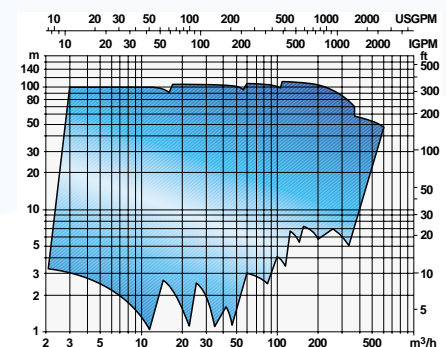
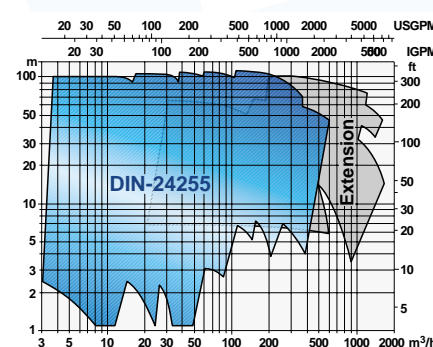
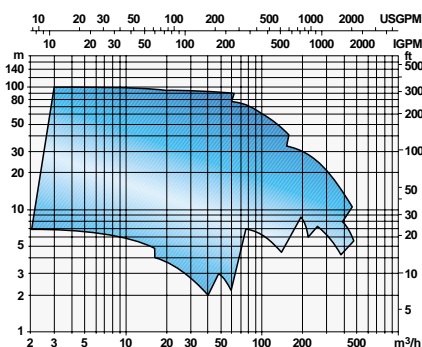
Concept		Standard version	With other versions
DNs	mm	50-200	50-200
DNd	mm	32-150	32-150
Q	m <sup>3</sup> /h	440	510
H	m	99	99
p	bar	10	10
t	°C	-5 +90	-15 +140
n	min <sup>-1</sup>	3000	3600

## SERVICE LIMITS

Concept		Standard version	With other versions
DNs	mm	50-350	50-350
DNd	mm	32-300	32-300
Q	m <sup>3</sup> /h	1600	1600
H	m	105	105
p	bar	10	10
t	°C	-5 +90	-15 +140
n	min <sup>-1</sup>	3000	3600

## SERVICE LIMITS

Concept	Standard version	With other versions	
	40-200	25-150	25-150
DNs mm	40-200	25-150	700
DNd mm	25-150	100	110
Q m <sup>3</sup> /h	600	10	16
H m	10	-5 +110	-15 +140
p bar	10	3000	3600



# NM



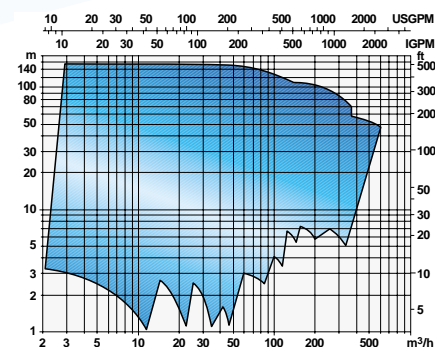
Process centrifugal pump ("medium duty"), to ISO-2858 (EN-22858). Closed impeller. Sealing by mechanical seal or packing with various API plans. Oil-lubricated bearings. For pumping clean or aggressive fluids, not containing abrasive or solid particles. Process design: removal of rotor without remove pump casing nor motor (back pull-out).

## STANDARDIZED MATERIALS

00 GG-25    01 Mixed    02 Mistinox  
 03 Bronze    04 Spheroidal    05 AISI-316  
 06 Steel    07 CA6NM    08 AISI-329  
 09 AISI-316L    10 CN7M

## SERVICE LIMITS

Concept		Standard version	With other versions
DNs	mm	40-200	40-200
DNd	mm	25-150	25-150
Q	m <sup>3</sup> /h	600	700
H	m	100	156
p	bar	10	16
t	°C	-5 +110	-15 +200
n	min <sup>-1</sup>	3000	3600



# INP



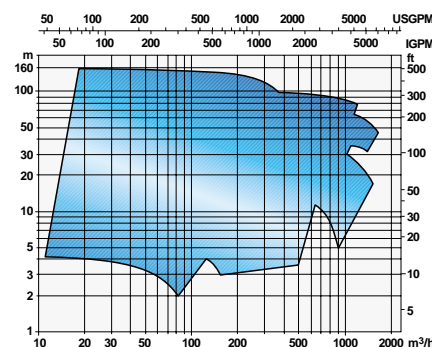
Process centrifugal pump ("medium duty"), to ISO-2858 (EN-22858) and complementary sizes. Closed or semi-open impeller, it is possible to include an inducer for low NPSHr. Oil-lubricated bearings. Sealing by mechanical seal or packing with various API plans. For pumping clean or aggressive fluids or with solid particles. Process design: removal of rotor without remove pump casing nor motor (back pull-out).

## STANDARDIZED MATERIALS

00 GG-25    01 Mixed    02 Mistinox  
 03 Bronze    04 Spheroidal    05 AISI-316  
 06 Steel    07 CA6NM    08 AISI-329  
 09 AISI-316L    10 CN7M

## SERVICE LIMITS

Concept		Standard version	With other versions
DNs	mm	100-350	100-350
DNd	mm	80-300	80-300
Q	m <sup>3</sup> /h	1600	1600
H	m	150	150
p	bar	16	16
t	°C	-5 +110	-15 +200
n	min <sup>-1</sup>	3000	3600



# NQ



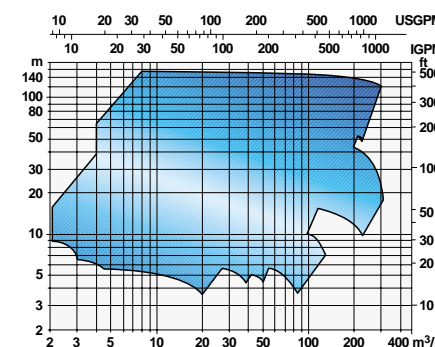
Process centrifugal pump to ISO-5199 "upgraded medium duty". NQ series with dimensions to ISO-2858. For high temperature, version NQT in "centerline" layout. Closed or semi-open impeller, it is possible to include an inducer for low NPSHr. Oil-lubricated bearings. Sealing by mechanical seal with various API plans. For pumping clean or aggressive fluids or with solid particles. Process design: removal of rotor without remove pump casing nor motor (back pull-out).

## STANDARDIZED MATERIALS

04 Spheroidal    09 CF3M    16 CD4MCu  
 23 Impinox

## SERVICE LIMITS

Concept		Standard version	With other versions
DNs	mm	40-150	40-150
DNd	mm	25-125	25-125
Q	m <sup>3</sup> /h	300	400
H	m	150	150
p	bar	16	25
t	°C	-40 +250	-40 +350
n	min <sup>-1</sup>	3000	3600



# NP8

# IL

# ILC



Centrifugal pump to API-610 "heavy duty", in "centerline" layout. Closed or semi-open impeller, it is possible to include an inducer for low NPSHr. Oil-lubricated bearings. Sealing by mechanical seal with all types of API plans. For pumping clean or aggressive fluids or with solid particles. Process design: removal of rotor without remove pump casing nor motor (back pull-out).



Vertical In-Line centrifugal pump, with suction and discharge in line. Closed impeller. Sealing by mechanical seal. Self-priming version ILS fitted with an auxiliary self-priming pump. For pumping clean, slightly aggressive fluids, not containing abrasive or solid particles. Process design: removal of rotor without remove pump casing nor motor (back pull-out).



Close-coupled vertical In-Line centrifugal electric driven pump, with suction and discharge in line. Closed impeller. Sealing by mechanical seal. Standard I.E.C. motor. Self-priming version ILCS fitted with an auxiliary self-priming pump. For pumping clean, slightly aggressive fluids, not containing abrasive or solid particles.

## STANDARDIZED MATERIALS

- 41 S1 (API)    42 S3 (API)    47 S5 (API)
- 43 S6 (API)    44 S9 (API)    07 C6 (API)
- 05 A8 (API)

## STANDARDIZED MATERIALS

- 00 GG-25    01 Mixed    03 Bronze

## STANDARDIZED MATERIALS

- 00 GG-25    01 Mixed    03 Bronze

## SERVICE LIMITS

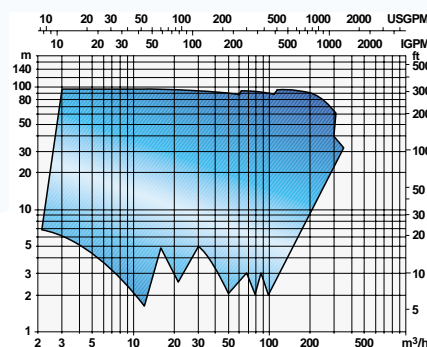
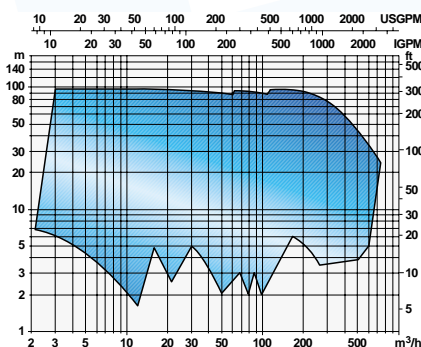
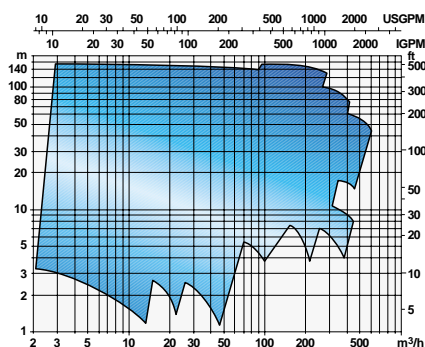
Concept		Standard version	With other versions
DNs	inch.	1 1/2"-8"	1 1/2"-8"
DNd	inch.	1"-6"	1"-6"
Q	m <sup>3</sup> /h	600	720
H	m	156	156
p	bar	40	40
t	°C	-28 +350	-28 +350
n	min <sup>-1</sup>	3000	3600

## SERVICE LIMITS

Concept		Standard version	With other versions
DNs	mm	50-250	50-250
DNd	mm	32-200	32-200
Q	m <sup>3</sup> /h	750	875
H	m	95	95
p	bar	10	10
t	°C	-5 +90	-15 +140
n	min <sup>-1</sup>	3000	3600


## SERVICE LIMITS

Concept		Standard version	With other versions
DNs	mm	50-150	50-150
DNd	mm	32-125	32-125
Q	m <sup>3</sup> /h	350	350
H	m	95	95
p	bar	10	10
t	°C	-5 +90	-15 +120
n	min <sup>-1</sup>	3000	3600





# CP



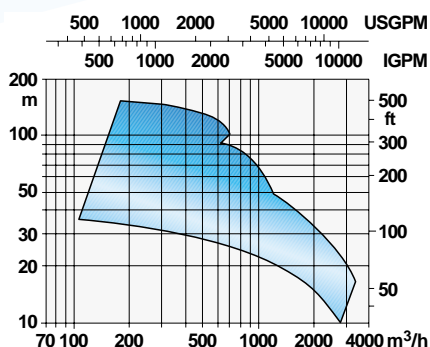
Split-casing centrifugal pump, with suction and discharge in line. Double-suction closed impeller. Sealing by packing. For pumping clean, slightly aggressive fluids, not containing abrasive or solid particles.

## STANDARDIZED MATERIALS

00 GG-25    21 Impbron

## SERVICE LIMITS

Concept		Standard version	With other versions
DNs	mm	150-600	150-600
DNd	mm	125-500	125-500
Q	m <sup>3</sup> /h	3300	3600
H	m	140	160
p	bar	16	20
t	°C	-5 +90	-15 +160
n	min <sup>-1</sup>	3000	3600



# RW



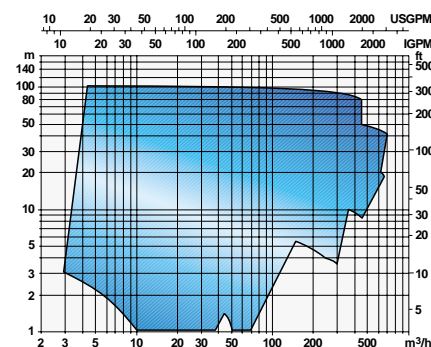
Non-clogging process centrifugal pumps. Vortex or semi-open or two/three channels impeller. Sealing by mechanical seal or packing with divers plans API. Oil-lubricated bearings. For pumping clean or aggressive fluids or with a high solids content. Process design: removal of rotor without remove pump casing nor motor (back pull-out).

## STANDARDIZED MATERIALS

00 GG-25    01 Mixed    02 Mistinox  
 03 Bronze    04 Spheroidal    05 AISI-316  
 07 CA6NM    08 AISI-329    09 AISI-316L  
 10 CN7M    12 Mistibras    21 Impbron  
 22 Shaftnox

## SERVICE LIMITS

Concept		Standard version	With other versions
DNs	mm	65-200	65-200
DNd	mm	50-200	50-200
Q	m <sup>3</sup> /h	700	800
H	m	100	140
p	bar	16	16
t	°C	-5 +120	-15 +250
n	min <sup>-1</sup>	3000	3600



# INVCP



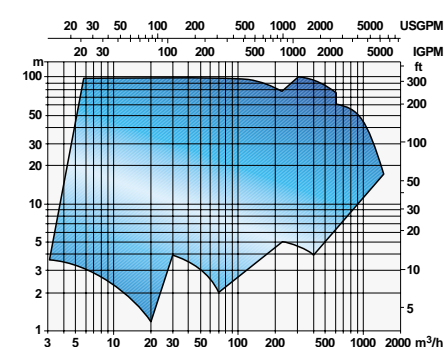
Centrifugal vertical sump pump, for dry or wet well installation. Closed or semi-open impeller. Fitted with delivery pipe up to support plate (INVCP), or without delivery pipe (INVCN). For pumping clean or aggressive fluids or with a low solids content.

## STANDARDIZED MATERIALS

00 GG-25    02 Mistinox    05 AISI-316  
 12 Mistibras

## SERVICE LIMITS

Concept		Standard version	With other versions
DNs	mm	50-350	50-350
DNd	mm	32-300	32-300
Q	m <sup>3</sup> /h	1500	1600
H	m	100	100
p	bar	10	10
t	°C	-5 +120	-15 +150
n	min <sup>-1</sup>	3000	3600



# RWCP

# CINCP

# INR



Non-clogging centrifugal vertical sump pump, for dry or wet well installation. Vortex or semi-open or two/three channels impeller. Fitted with delivery pipe up to support plate (RWCP), or without delivery pipe (RWCN). Close-coupled version IFV series with vortex impeller. For pumping clean or aggressive fluids or with a high solids content.

Centrifugal vertical "CANTILEVER" sump pump, for dry or wet well installation. Semi-open impeller, and pump shaft without guide-bearing, supported by means of ball-bearings on the up part. Fitted with delivery pipe up to support plate (CINCP), or without delivery pipe (CINCN). For pumping clean or aggressive fluids or with solids particles.

Horizontal multistage centrifugal pump, ball-bearing support and suction guide-bearing. Closed impellers. Sealing by packing. For pumping clean fluids, not containing abrasive or solid particles.

## STANDARDIZED MATERIALS

00 GG-25    02 Mistinox    05 AISI-316  
12 Mistibras

## STANDARDIZED MATERIALS

00 GG-25    02 Mistinox    05 AISI-316  
07 CA6NM

## STANDARDIZED MATERIALS

00 GG-25    21 Imbron

## SERVICE LIMITS

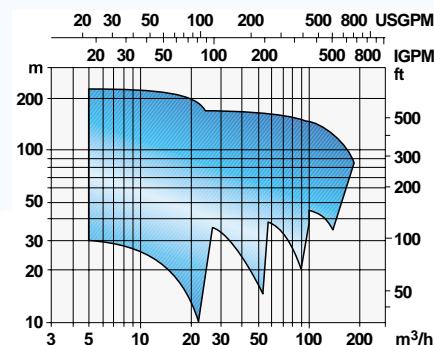
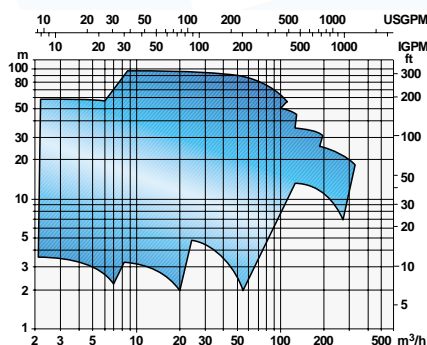
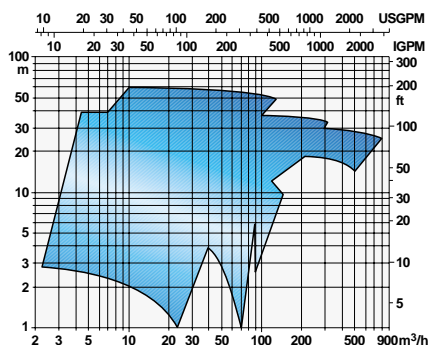
Concept		Standard version	With other versions
DNs	mm	65-200	65-200
DNd	mm	50-200	50-200
Q	m <sup>3</sup> /h	800	800
H	m	60	80
p	bar	10	16
t	°C	-5 +90	-15 +200
n	min <sup>-1</sup>	3000	3600

## SERVICE LIMITS


Concept		Standard version	With other versions
DNs	mm	50-200	50-200
DNd	mm	32-150	32-150
Q	m <sup>3</sup> /h	320	360
H	m	95	95
p	bar	10	10
t	°C	-5 +120	-15 +200
n	min <sup>-1</sup>	3000	3600

## SERVICE LIMITS

Concept		Standard version	With other versions
DNs	mm	50-100	50-100
DNd	mm	40-80	40-80
Q	m <sup>3</sup> /h	140	180
H	m	220	240
p	bar	25	25
t	°C	-5 +70	-5 +90
n	min <sup>-1</sup>	3000	3600



# IR MSH



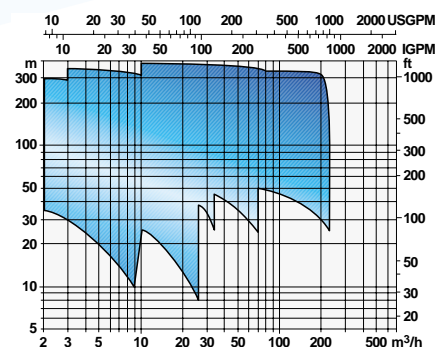
Horizontal multistage centrifugal pump for high pressure. IR-44 series up to 16 bar. IR-46 and MSH series up to 40 bar. Closed impellers. Sealing by packing or mechanical seal. For pumping clean, slightly aggressive fluids, not containing abrasive or solid particles.

## STANDARDIZED MATERIALS

00 GG-25    01 Mixed    03 Bronze  
21 Impbron

## SERVICE LIMITS

Concept		Standard version	With other versions
DNs	mm	40-150	40-150
DNd	mm	32-125	32-125
Q	m <sup>3</sup> /h	220	240
H	m	360	360
p	bar	40	40
t	°C	-5 +90	-5 +120
n	min <sup>-1</sup>	3000	3600



# HP HPW



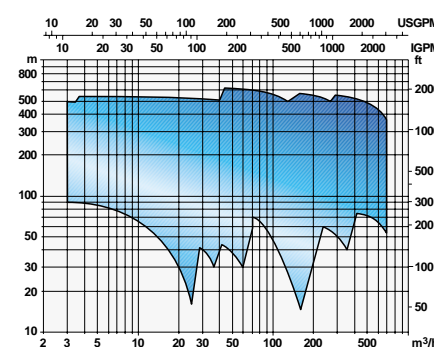
Horizontal multistage centrifugal pump for high pressure. HP series up to 16 bar. HPW series up to 60 bar with axial compensating disk. Closed impellers. Sealing by mechanical seal or packing. For pumping clean or aggressive fluids, not containing abrasive or solid particles.

## STANDARDIZED MATERIALS

00 GG-25    01 Mixed    03 Bronze  
05 AISI-316    21 Impbron

## SERVICE LIMITS

Concept		Standard version	With other versions
DNs	mm	50-200	50-200
DNd	mm	40-150	40-150
Q	m <sup>3</sup> /h	700	800
H	m	580	580
p	bar	60	60
t	°C	-5 +150	-5 +230
n	min <sup>-1</sup>	3000	3600



# BH



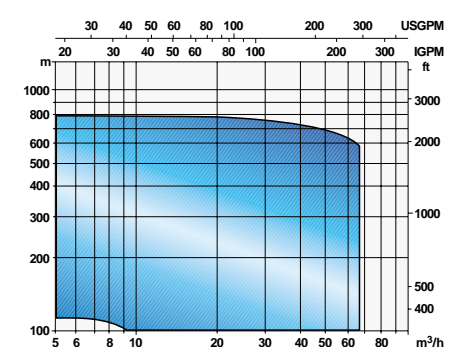
Horizontal multistage centrifugal pump for high pressure and temperature, in "Centerline" layout. Fitted with axial compensating disk. Closed impellers. Sealing by mechanical seal or packing. For pumping clean or aggressive fluids, not containing abrasive or solid particles.

## STANDARDIZED MATERIALS

00 GG-25    05 AISI-316    07 CA6NM

## SERVICE LIMITS

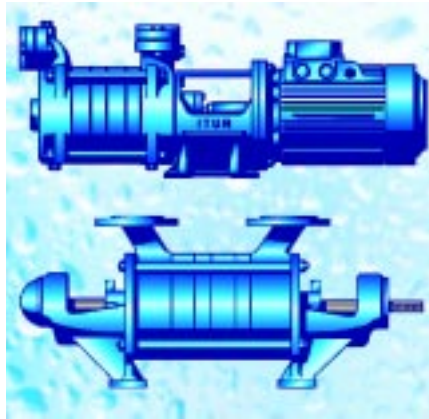
Concept		Standard version	With other versions
DNs	mm	80	80
DNd	mm	65	65
Q	m <sup>3</sup> /h	67	80
H	m	780	780
p	bar	100	100
t	°C	-5 +140	-15 +230
n	min <sup>-1</sup>	3000	3600



# IRV MSV

# EZ - MZ MA

# AU



Vertical multistage centrifugal electric driven pump. Closed impellers. Sealing by mechanical seal. Standard I.E.C. motor. For pumping clean, slightly aggressive fluids, not containing abrasive or solid particles.

Multistage self-priming pump. With side channel impeller type. Sealing by packing or mechanical seal. EZ series in monobloc construction. MZ and MA series with bare shaft end. MZ series with ball-bearing at the driving side and bearing. MA series incorporates two bearing support on both shaft end. For pumping clean, slightly aggressive fluids, not containing abrasive or solid particles.

Self-priming horizontal centrifugal pump. Wide width of open or semi-open impeller, with wear plate. Sealing by mechanical seal. For pumping clean or aggressive fluids or with solids particles.

## STANDARDIZED MATERIALS

00 GG-25    01 Mixed    03 Bronze  
21 Impron

## STANDARDIZED MATERIALS

01 Mixed    03 Bronze

## STANDARDIZED MATERIALS

00 GG-25    01 Mixed    03 Bronze  
05 AISI-316

## SERVICE LIMITS

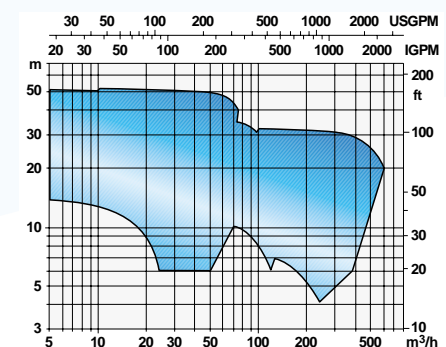
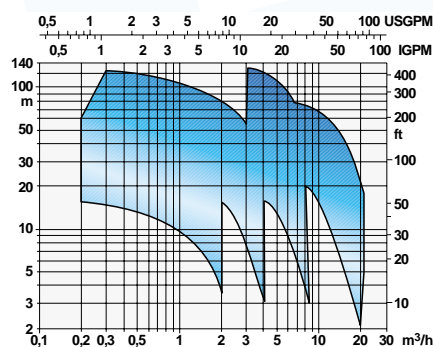
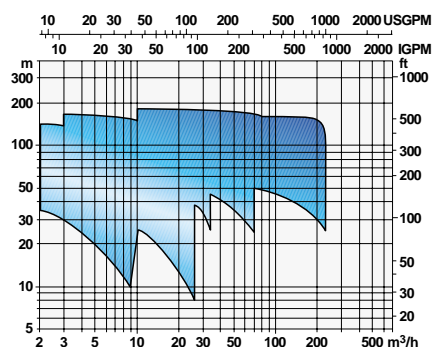
Concept		Standard version	With other versions
DNs	mm	32-150	32-150
DNd	mm	32-125	32-125
Q	m <sup>3</sup> /h	220	240
H	m	190	220
p	bar	25	25
t	°C	-5 +90	-5 +90
n	min <sup>-1</sup>	3000	3600

## SERVICE LIMITS

Concept		Standard version	With other versions
DNs	mm	20-50	20-50
DNd	mm	20-50	20-50
Q	m <sup>3</sup> /h	21	24
H	m	140	140
p	bar	16	16
t	°C	-5 +90	-5 +120
n	min <sup>-1</sup>	1500	1800

## SERVICE LIMITS

Concept		Standard version	With other versions
DNs	mm	40-200	40-200
DNd	mm	40-200	40-200
Q	m <sup>3</sup> /h	600	680
H	m	56	56
p	bar	10	10
t	°C	-10 +80	-10 +120
n	min <sup>-1</sup>	3000	3600



# RC



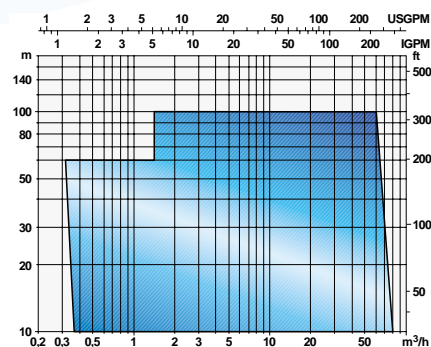
Self-priming helical gear pump, and built-in by-pass valve. Monobloc, horizontal or vertical design is possible. Sealing by mechanical seal or packing. For pumping clean and viscous liquids, not containing abrasive or solid particles.

## STANDARDIZED MATERIALS

00 GG-25

## SERVICE LIMITS

Concept		Standard version	With other versions
DNs	mm	20-100	20-100
DNd	mm	20-100	20-100
Q	m <sup>3</sup> /h	80	90
H	m	100	100
p	bar	10	10
t	°C	+5 +90	+5 +90
n	min <sup>-1</sup>	1500	1800



# IPR



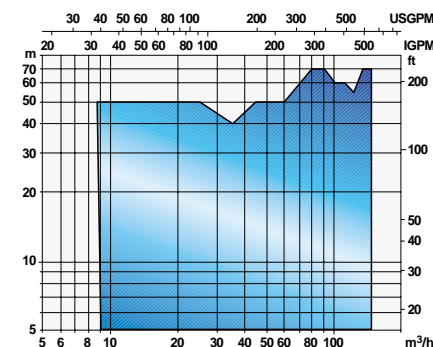
Reciprocating piston pump. In vertical disposition, with gear box in order to reduce the crankshaft speed between 140 and 240 rpm. For pumping clean, slightly aggressive fluids, or with low solid particles not abrasives.

## STANDARDIZED MATERIALS


00 GG-25    01 Mixed    03 Bronze

## SERVICE LIMITS

Concept		Standard version	With other versions
DNs	mm	100-200	100-200
DNd	mm	80-150	80-150
Q	m <sup>3</sup> /h	150	178
H	m	70	70
p	bar	10	10
t	°C	+5 +50	+5 +50
n	min <sup>-1</sup>	1500	1800



# 66



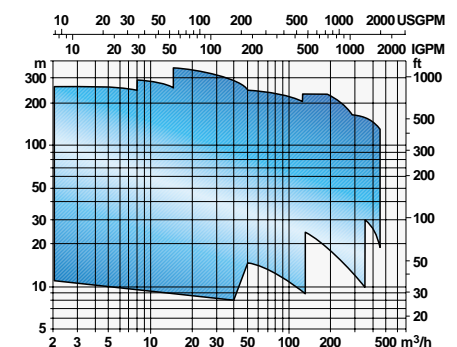
Submersible centrifugal electric driven pump for deep well. Multistage with closed impellers. Submersible motor with oversized axial bearing. For pumping clean, slightly aggressive fluids, not containing abrasive or solid particles.

## STANDARDIZED MATERIALS

21 Impbron    03 Bronze

## SERVICE LIMITS

Concept		Standard version	With other versions
DNs	mm	-	-
DNd	mm	40-200	40-200
Q	m <sup>3</sup> /h	450	500
H	m	350	350
p	bar	40	40
t	°C	+5 +20	+5 +30
n	min <sup>-1</sup>	3000	3600



# BEV

# EP

# ECI



Vertical turbine pump for deep well. Multistage with closed impellers, column section with bearing, shaft sleeve, discharge head sealing by packing and driven by electric motor, diesel engine or tractor. For pumping clean or aggressive fluids, not containing abrasive or solid particles.



Fully Automatic pressurized water Equipment and System, composed by pumping pack with one or several pumps, valves, collector, electrical panel, and by accumulation pack with galvanized tank or membrane boiler. Optionally with pump control system for continuously variable speed adjustment. For pumping clean water or seawater.



Fully Automatic Fire-fighting Equipment and System, composed by jockey pump and one or several service pumps, with electric motor or diesel engine. Its include collector, valves, accessories and electrical panels. According to the Standards UNE-23500/90, Cereven RT2-ABA/96, NFPA-20, etc. For pumping clean water or seawater.

## STANDARDIZED MATERIALS

00 GG-25    03 Bronze    21 Imbron  
09 AISI-316L

## STANDARDIZED MATERIALS

00 GG-25    01 Mixed    03 Bronze

## STANDARDIZED MATERIALS

00 GG-25    01 Mixed    03 Bronze

## SERVICE LIMITS

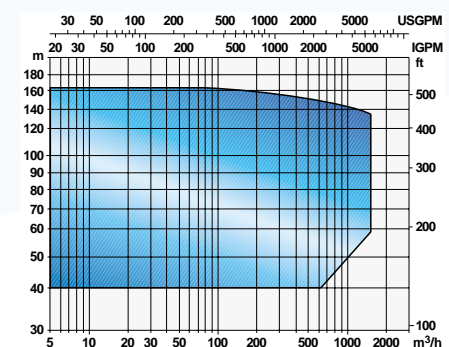
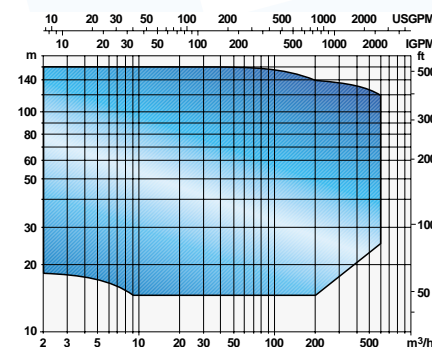
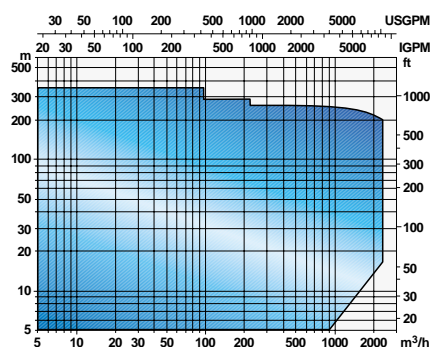
Concept		Standard version	With other versions
DNs	mm	-	-
DNd	mm	80-400	80-400
Q	m <sup>3</sup> /h	2200	2600
H	m	350	350
p	bar	40	40
t	°C	+5 +50	+5 +50
n	min <sup>-1</sup>	3000	3600

## SERVICE LIMITS

Concept		Standard version	With other versions
DNs	mm	-	-
DNd	mm	40-150	40-300
Q	m <sup>3</sup> /h	120	600
H	m	90	160
p	bar	10	20
t	°C	+5 +50	+5 +50
n	min <sup>-1</sup>	3000	3600

## SERVICE LIMITS

Concept		Standard version	With other versions
DNs	mm	-	-
DNd	mm	65-200	65-400
Q	m <sup>3</sup> /h	260	1500
H	m	95	160
p	bar	10	25
t	°C	+5 +50	+5 +50
n	min <sup>-1</sup>	3000	3600



# VERSIONS OF THE MATERIALS

ITUR Pumps has standardized the different options of the materials for each one of the pump parts. The end is: to offer a fast service, to assure the Quality productive process, to offer the most appropriate pumps for all pumping needs, depending on the physical and chemical characteristics of the pumped fluid, and also on the installation conditions.


In general, each ITUR standardized version code has associated a range of materials, which is exactly determined for each series. For example, in many cases the standard version code is **00**. With this version, the shaft of the IN series is built in F-114 material, but the shaft of the CP series is built in AISI-431B material.

Following chart indicates in general terms, the materials of the most important pump parts (casing, impeller and shaft) which ITUR Pumps use in the different standardized versions.

VERSION CODE	GENERAL DESCRIPTION	MATERIALS		
		CASING	IMPELLER	SHAFT
00	GG-25	GG-25	GG-25 F-158 F-115 NORYL BRASS	F-114 AISI-431B AISI-316
01	MIXED	GG-25	G-CuSn 10 RG-5	AISI-316 AISI-431B
02	MISTINOX	GG-25	AISI-316	AISI-316 AISI-431B
03	BRONZE	RG-5	G-CuSn 10 RG-5	AISI-316 AISI-431B NITRONIC 50HS
04	SPHEROIDAL	GGG-40 GGG-40.3	GG-25 GGG-40.3 AISI-316 G-CuSn 10	F-114 AISI-4140 F-127BO
05	AISI-316	AISI-316	AISI-316	AISI-316 AISI-329
06	STEEL	A216-WCB	CA6NM	F-114
07	CA6NM	CA6NM	CA6NM	AISI-431B
08	AISI-329	CD4MCu	CD4MCu	AISI-329
09	AISI-316L	A743-CF3M	A743-CF3M	AISI-316L NITRONIC 50HS AISI-4140
10	CN7M	CN7M	CN7M	904L
12	MISTIBRAS	GG-25	CA6NM	AISI-431B
16	CD4MCu	CD4MCu	CD4MCu	AISI-4140
21	IMPBRON	GG-25	G-CuSn 10 RG-5	F-114 AISI-431B
22	SHAFTNOX	GG-25	GG-25	AISI-316
23	IMPINOX	GGG-40.3	A743-CF3M	AISI-4140
41	S1 (API)	A216-WCB	A278-25	AISI-4140
42	S3 (API)	A216-WCB	A439-D2	AISI-4140
43	S6 (API)	A216-WCB	CA6NM	AISI-4140
44	S9 (API)	MONEL	MONEL	K-MONEL
47	S5 (API)	A216-WCB	A216-WCB	AISI-4140

NOTE.- Descriptions S1, S3, S6, S9 y S5 are according to API-610. The A8 and C6 API-designations are corresponding to the ITUR codes 05 and 07 respectively.

# BOMBAS



**BOMBAS ITUR, S.A.**

P.O. Box 41 - 20800 ZARAUTZ (Gipuzkoa) SPAIN

Tel.: +34 943 899 899 - Fax: +34 943 130 710

E.Mail: [comexp@itur.es](mailto:comexp@itur.es) - [www.itur.es](http://www.itur.es)